

CAMDEN
DESIGN
AWARDS
2017

Contents

Introduction	5
Award winners	7
Alexandra Road Park	9
Bourne Estate	11
Hampstead Heath Ponds	13
Hawley Primary School	15
Phoenix Garden Community Centre	17
Shaftesbury Theatre	19
Tapestry	21
Highly commended	23
Sir John Soane's Museum	25
71 Endell Street	25
Connock and Lockie	27
Commended	31
Doughty Mews	33
Gasholder Park	35
Garden Halls	37
Curzon Bloomsbury	39
Shortlisted schemes	41
Summary	45

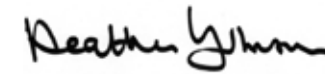
Introduction

"The quality and variety of design in Camden continues to impress; the number of nominations in this year's Camden Design Awards reached over one hundred and the standard of the entries was higher than ever, giving the judging panel a very difficult task to choose the final winners.

Many residents in Camden fear change, which is why encouraging high quality design is so important. The buildings and open spaces surrounding us have the ability to add or detract from our environment. It is vital therefore that the planning process in Camden works to ensure our environment is enriched and it is clear from this year's entries that the architects and clients developing in Camden have risen to that challenge.

Judging these entries was a hard but thoroughly enjoyable task. Through panel discussions and a programme of visits we were able to hone down the list to the award winners, but our congratulations must also go to those responsible for all of the entries. Without such a wealth of talent working in Camden these awards would not be happening.

Finally I would like to extend my thanks to all the members of the judging panel whose knowledge and expertise was so vital. As Chair of the Planning Committee I rarely have the opportunity to see the 'finished product' so closely so it was a real honour and joy to Chair the panel and I hope this brochure allows many people to share the experience of great design in our borough".



Councillor Heather Johnson



Cllr Heather Johnson
Chair of the
Development Control
Committee and this
year's judging panel
Chair
camden.gov.uk



Ellis Woodman
Director at The Architecture
Foundation
architecturefoundation.org.uk



Dinah Bornat
Architect and co-founder of
ZCD Architects
zcdarchitects.co.uk



Adam Khan
Architect and Founder of
Adam Kahn Architects
adamkhan.co.uk



Stephanie Macdonald
Architect and Founder of 6a
architects
6a.co.uk



Richard Simpson
Heritage and Design
Champion, Camden Council
and Architectural Historian

Award Winners

Alexandra Road Park	9
Bourne Estate	11
Hampstead Heath Ponds	13
Hawley Primary School	15
Phoenix Garden Community Centre	17
Shaftesbury Theatre	19
Tapestry	21

Alexandra Road Park

Scheme address: Between Abbey Road and Loudoun Road, NW8

Architect: J & L Gibbons and Erect Architecture (designers), Around the Block (project managers)

Client/Landowner: London Borough of Camden

Scheme description: Alexandra Road Park was designed and built in the late 1970's and is located at the heart of the large Grade II* listed Alexandra and Ainsworth Estate. It is cited as 'the most significant landscape of its type in the UK' by the Twentieth Century Society and was completely restored in 2015, thanks to a £1.5m grant from the Heritage Lottery Fund, 'Parks for People' programme. The designers set about untangling the wildness, opening up views, restoring and revealing the engineered topography and structure of the park defined by distinctive geometry of the walls and level changes, and enhancing the rich spatial pattern. The restoration was instigated by a partnership between local residents and Camden Council.

The judges' view: *The judges saw the project as an important example of what's possible and one that pays testament to original landscape architect, Janet Jack's vision of what landscape could be - "It's a park, not just housing land". It is unusual to see a park designed to accommodate wide ranging uses and behaviours rather than trying to restrict what can happen, and working closely with the community has been an essential part of the project's success. The opening up of views to allow safety and connectivity has been skilfully handled and the luxuriance of the planting is a great enhancement of the Neave Brown building.*




Photo Credit: @Sarah Blee J&L Gibbons

Bourne Estate

Scheme address: Portpool Lane, EC1N

Architect: Matthew Lloyd Architects LLP

Client/Landowner: London Borough of Camden

Scheme description: Regeneration of the Grade II listed Bourne Estate to provide 75 new flats in a range of tenures, a new community/TRA hall, and improved public realm and landscaping around the existing buildings. The design was developed through ongoing conversations with the estate's residents. The priorities of Heritage England and Camden's Urban Design Officer were the setting of the listed buildings and the character of the Conservation Area. Many issues raised as desirable outcomes reflected residents' aspirations: building scale, treatment of elevations, detail and materials. Residents requested new entrance arches in the spirit of the existing and the design for access to flats centres around a contemporary interpretation of the original open air balconies. Careful detailing is inspired by the inherent qualities of the existing.

The judges' view: *Both blocks are a highly intelligent and mature response to the existing Edwardian architecture, with a generosity in the detailing of the communal entrances that is equivalent to the Edwardian spaces and will last 100 years. It is civic in a way that shows respect for the ideology of that time. Window seats in entrance halls create moments of sociability and short, wide deck access breeds community and keeps circulation open to the elements. These modern buildings enrich rather than dilute the strong existing character of the Estate.*




Photo Credit: © Matthew Lloyd Architects

Hampstead Heath Ponds Project

Scheme address: Hampstead Heath, NW5

Landscape Architect: Atkins

Client/Landowner: City of London Corporation

Scheme description: The Ponds Project is an engineering and landscaping scheme that strengthened the existing dams on Hampstead Heath to meet reservoir safety standards and prevent dam collapse in the event of a large storm. After public consultation, a landscape-led design was conceived which involved building grass spillways and raising some of the pond dams with minimal use of concrete.

The area around the Model Boating Pond has been re-landscaped resulting in a natural looking pond and environmental enhancements have improved biodiversity and habitat creation for birds, insects, amphibians and fish. Sediment was removed from five ponds to benefit water quality. The scheme, although controversial, has been well received and was delivered on time and within budget.

The judges' view:

The judges were impressed by how well the hugely complex and technically challenging engineering functions of the project are concealed within the landscape. They felt that the project deserves recognition for taking the opportunity to enhance the landscape and put it on a more sustainable footing whilst also enriching the user experience of the Heath and improving accessibility.



Hawley Primary School

Scheme address: Hawley Road, NW1
Architect: Allford Hall Monaghan Morris
Client/Landowner: Stanley Sidings Limited/ London Borough of Camden
Scheme description: Hawley Primary School is a single-form entry school that educates 236 children from nursery to year 6. The project comprises a new-build three storeys building and the conversion of a Grade II listed building.

The brief was to create a new, enlarged and fully accessible home for Hawley Infant School, a much-loved and unique Camden institution. The design is a product of extensive consultation and collaboration with local residents, the existing school and governors as well as Camden, the local authority. The school has been designed as 'The Village School in the City' with an intention to retain the ambience of the existing infant school.

The judges' view: *The judges appreciated the quality of communal, collective spaces created by the framing of the central cloistered courtyard, with wide double height entrance hallways and corridors. Spaces are flexible and accommodating with generosity created through intelligent design. The diversity in materials is well controlled and both the complexity of programme and relationship of the school to its urban setting are sophisticated and well-handled. The project also breathes new life into a building that was on the English Heritage 'At Risk' register.*



Photo Credit: © Rob Parrish

Phoenix Garden Community Building

Scheme address: The Phoenix Garden, 21 Stacey Street, WC2
Architect: Office Sian Architecture + Design
Client/Landowner: The Phoenix Garden Trust
Scheme description: The Phoenix Garden Community Building replaces storage sheds and concrete hard-standing to provide a venue for a multitude of uses; from providing WC facilities for visitors to the garden, to allowing space for school visits and community, events and even weddings.

High quality materials were proposed to create a robust building, suited to the nature of a busy inner-city location, and to the needs of a client who maintains the garden throughout the year. The palette of brick with oak panelling reflects the existing materials of the garden and its boundaries and the limestone lettering above makes reference to the nearby St Giles Church.

The judges' view:

The judges praised the ambition of the project demonstrated by the fragment of the oversized arch: a small project that speaks to the scale of the city. The tiny monumentalism on the corner of the site was seen as the right urban move, very theatrical in the way that it captures the view of the spire of St Giles Church. The architectural language, material and details are clear, simple and restrained. It meets the brief for a building that requires low care and maintenance but is attractive as an events space that can support the garden financially. Above all it is a building that brings the garden into focus and makes it permanent.



Shaftesbury Theatre

Scheme address: 210 Shaftesbury Avenue, WC2H

Architect: Bennetts Associates

Client/Landowner: Shaftesbury Theatre / The Theatre of Comedy Company

Scheme description: The angular weathering steel-clad extension above this Grade II listed theatre's roofline provides the only visible evidence of a £5m upgrade to the Shaftesbury Theatre's stage. The project allows the Shaftesbury to accommodate the ever-increasing demands of large-scale musical theatre, and to continue to welcome audiences from all over the world to London's West End.

The design acknowledges the fact that the building is viewed from surrounding tall buildings, as well as along narrow streets and picks up on the grain, texture and colour of the adjacent Edwardian mansion blocks with their oriel windows, as well as the faience façade of the theatre itself. The serrated shape of the flytower box allows daylight into its perimeter office space and screens rooftop mechanical plant, whilst retaining the appearance of a solid volume. Night-time lighting dramatizes the overall visual impact.

The judges' view: *A huge technical undertaking with clever functionality. The threading of new structure into the old is skilfully achieved. The dramatic sculptural object jutting out over Grape Street is admirable for not attempting to mask the modern intervention to the respected building but nonetheless sits well in its context.*



Photo Credit: © Peter Cook

Tapestry

Scheme address: 1 Canal Reach, Kings Cross, N1C

Architect: Niall McLaughlin Architects

Client/Landowner: Argent LLP

Scheme description: The Tapestry building is located on the western edge of the new development at King's Cross. At ground level it contains an energy centre, multi-use games area, retail café unit and entrances to residential cores. Above, a multi-storey car park within and apartments with generous balconies arranged around the perimeter taking advantage of sunlight and extraordinary views. At 7th floor level, 2 and 3-storey town houses address a rooftop garden square. Accommodating the St Paul's viewing corridor from Parliament Hill, the southern section of the building is 9-storeys rising to 14-storeys to the north.

The facades are conceived as an architectural framework, unifying the many uses and allowing for subtle variations to respond to the rich context. The terracotta-red cladding is made from lightweight glass reinforced concrete panels to minimise the imposed load on the Thameslink tunnels below.

The judges' view:

The building is the best so far on the Kings Cross estate and its elevations are the most special and accomplished of the 2017 awards – "An elevation of that scale, dealt with in relief, is so rare in London". The building answers a unique set of requirements and the remarkable conjunction of uses makes the achievement of facades all the more impressive; there is just the right amount of shifting and change to articulate the elevations. The building is carefully researched and works at every scale so that the closer you get the more you discover. Credit should also go to the landscape design of the verdant roof garden by Dan Pearson Studio.



Photo Credit: © Nick Kane and Niall McLaughlin

Highly Commended

Sir John Soane's Museum

25

71 Endell Street

25

Connock and Lockie

27

Sir John Soane's Museum

Scheme address: 13 Lincoln's Inn Fields, London WC2A 3BP
 Architect: Julian Harrap Architects LLP
 Client/Landowner: The Trustees of Sir John Soane's Museum
 Scheme description: "Opening Up The Soane" is a phased restoration project to conserve the existing historic fabric of the Museum and build upon it. The works include improvements to the public access and enjoyment of the building, including a new temporary gallery, shop, improved access including new lifts, a new project space and the reinstatement of a number of Soane's interiors.

The project brief for the restoration works was to restore the rooms to their appearance at the time of Soane's death in 1837. The works prioritised the re-use of original Soane construction where it was discovered. Care was taken to retain all original decorative finishes and new works were implemented using materials Soane would have used.

The judges' view: *A carefully researched project that ensures these magical interiors have a sense of authenticity informed by their faithful recreation.*



Photo Credit: © Gareth Gardner

71 Endell Street

Scheme address: 71 Endell St. WC2H 9AJ
 Architect: Ian Chalk Architects
 Client/Landowner: Consolidated Ltd. (Freeholder) Soho Housing Ltd. (Leaseholder)
 Scheme description: A community focussed affordable housing scheme, arranged around an old courtyard. The site is located in the heart of Covent Garden in the Endell Street Conservation Area. It is made up of a collection of buildings from the 1890's to the 1970's and the project is concerned with their sensitive repair of these buildings in creating the new homes. The scheme tackles the complexity of a land locked site to provide spaces sized above the housing standard minimums and, more importantly, to offer lots of daylight to all apartments.

The judges' view: *The new external courtyard staircase demonstrates how the positive sense of sociability created has been well thought out. There is a rare humility and generosity in the way that the found qualities of the buildings and courtyard are retained and enhanced. The clever use of borrowed light and volume achieves the project's goal of making homes that are delightful to live in.*



Photo Credit

Connock and Lockie

Scheme address: 33 Lamb's Conduit Street, WC1N 3NG

Architect: Benedetti Architects

Client/Landowner: Connock and Lockie

Scheme description: The comprehensive refurbishment of the bespoke tailor Connock & Lockie provides an expanded shop, cutting and sewing rooms, as well as improved facilities for client consultations and fittings. The project started with a forensic assessment of the existing fabric followed by a process of filtering the key elements (a palimpsest of Georgian, Victorian and 20th century). Decisions were made about whether to keep, reinforce or replace whilst maintaining the essential quality of the existing spaces. The careful restoration and augmentation of the interiors led the design team to create more than 60 items of bespoke joinery. These include a pattern-hanging rail for the firm's archives; a practical pop-up, ground-floor changing room to conserve space; and a solid oak exterior façade to the courtyard.

The judges' view:

A historical reconstruction that skilfully introduces modern requirements. The project is extremely sensitive to the existing fabric of the listed building. Careful exploration and a very thoughtful approach has produced a series of beautifully crafted reimagined and new spaces exquisitely tailored to fit the brief.



Photo Credit

Commended

Doughty Mews	31
Gasholder Park	31
Garden Halls	33
Curzon Bloomsbury	33

Doughty Mews

Scheme address: 19-20 Doughty Mews, WC1N
Architect: Roz Barr Architects
Client/Landowner: Goodenough College
Scheme description: Doughty Mews is a project to provide two contemporary dwellings whilst respecting the heritage of a building in a state of disrepair through restoration and refurbishment. The challenge of the project was to maximise light and the sense of space within a building footprint that tapered to barely 1.5m width at its narrowest point. The properties are single aspect and the existing stable doors were dilapidated and blocked most of the natural light to the interior on the ground floor.

Internally, the original timber structure was retained and reinforced and new roof lights were formed to bring light into the rear of the property making the difficult plan feel less restricted.

The judges' view: *The project makes good use of a narrow, unpromising site with well-laid out space and use of roof lights. The careful restoration is an enhancement to the Bloomsbury Conservation Area.*

Photo Credit: ©John MacLean




Gasholder Park

Scheme address: Kings Cross, London, N1C
Architect: Bell Phillips Architects
Client/Landowner: Kings Cross Central Limited Partnership
Scheme description: Gasholder Park is a new public space in the heart of King's Cross that sits inside the restored guide frame of a large Victorian gasholder, Gasholder No. 8. The structure is Grade II listed and was on the English Heritage 'At Risk' register. Within the cast iron frame, the project added a 30 metre-diameter stainless steel canopy that forms a continuous colonnade around a wide grass area overlooking the canal. The canopy's 150 fin columns were constructed from 25mm thick stainless steel panels, polished to a mirror finish, reflecting light and views of the surrounding area which contrasts with the heavy, industrial character of the gasholder frame.

The judges' view: *The optical illusion intended in the placement of the fin columns and the mirrored finish to the steel canopy works. The design of the structure manages to achieve both richness and restraint and to surprise with its visual effect.*

Photo Credit



Garden Halls

Scheme address: 1 Cartwright Gardens, WC1H

Architect: TP Bennett (Executive Architects) Maccreanor Lavington (Facade Architects)

Client/Landowner: University of London, UPP

Scheme description: Following redevelopment, Garden Halls is now one of the largest and most responsive student residential developments in London, providing 1,200 rooms. The £140 million scheme seeks to maintain the aesthetic quality of one of the most historically important areas in London. The scheme is built over an entire urban block that is formed of a main nine-storey building facing onto Cartwright Gardens, a 6-storey corner building on Leigh Street and townhouses on Sandwich Street. The scheme also re-clad and refurbished the existing 15 storey Hughes Parry Tower.

The judges' view: *An ambitious compositional approach to a facade that enhances the clarity of its Georgian setting. The panel also agreed that the project deserves recognition for its technically accomplished use of prefabrication.*

Photo Credit: © Tim Crocker



Curzon Bloomsbury

Scheme address: The Brunswick, WC1N


Architect: Takero Shimazaki Architects

Client/Landowner: Curzon Cinemas Ltd

Scheme description: Located in the iconic Grade II listed Brunswick Centre, the renovation of the Renoir cinema to the new Curzon Bloomsbury included a new ground floor structure and three levels of reconfigured accommodation featuring 6 screens, 3 bar areas, ground floor lounge and Bertha Dochose lounge. The intervention focused on the existing materials and enhancing them by creating new sensuality. Concrete columns were exposed; verticality created through the stair void connecting all three floors for the first time with a single pink concrete stair.

The judges' view: *The project has succeeded in introducing interesting spatial sequences that work to create a heightened cinematic experience and challenge the norms of cinema architecture.*

Photo Credit: © Hélène Binet



Shortlisted

Porcelain Gallery	37
Eglon House	37
Google Pancras Square	37
The Lighthouse, King's Cross	38
Tottenham Court Walk	38
Midland Goods Shed	38
The Bartlett School of Architecture	39
Lauderdale House	39
The Plimsoll Building	39
Alexandra Centre	40
Corner House	40
Victoria Hall, King's Cross	40
The Layered Gallery	41
Belsize House	41
Glass Houses	41
Mackeson Road	42
Valhalla	42
The Wee House	42
Skip Garden	43
The Covent Garden Community Lighting Partnership	43
Maggs Bros. Ltd	43

Porcelain Gallery

Address: 45-49 Leather Lane, EC1N
 Architect: Simon Astridge Architecture Workshop
 Client: Pentagon Tiles
 Description: The creation of a new concept and business model for a new porcelain and ceramic gallery on a backland plot in London's historic Hatton Garden.

Photo Credit



Eglon House

Address: 11a Sharples Hall Street, NW1
 Architect: Chassay + Last Architects
 Client: Fairfax Partnership
 Description: Inspired by Pierre Chareau's Art Deco Parisian 'Maison de Verre', Eglon House is a new four storey live/work residence constructed, detailed and designed to a high standard.

Photo Credit



Google Pancras Square

Address: 6 Pancras Square, N1C
 Architect: Allford Hall Monaghan Morris
 Client: Google UK
 Description: Delivered as a building within a building; the project re-imagines the Google workplace into an intelligent, flexible environment to inhabit.

Photo Credit: © Tim Soar



The Lighthouse, King's Cross

Address: 285-297 Pentonville Road, WC1X
 Architect: Latitude Architects
 Client: UK Real Estate Ltd
 Description: Restoration of the iconic but derelict Grade II listed Lighthouse building in Kings Cross, overcoming significant structural and environmental constraints.

Photo Credit:



Tottenham Court Walk

Address: Tottenham Court Road, W1T
 Architect: Orms
 Client: Derwent London
 Description: Transformation of 350m of façade, public realm and internal spaces bringing unused space into active life at street level.

Photo Credit:



Midland Goods Shed

Address: 1 Wharf Road, N1C
 Architect: Bennetts Associates
 Client: King's Cross Central Partner Limited (KCCPL)
 Description: The redevelopment of the Grade II listed Midland Goods Shed and East and West Handyside canopies to create commercial office and retail space.

Photo Credit: © John Sturrock



The Bartlett School of Architecture

Address: 22 Gordon Street, WC1H
 Architect: Hawkins\Brown
 Client: UCL Estates/The Bartlett School of Architecture
 Description: New build extension and 'deep retrofit' refurbishment of an outdated 1970s university building to increase capacity and nurture the creativity of the school.

Photo Credit: Jack Hobhouse



Lauderdale House

Address: Waterlow Park, N6
 Architect: Haines Phillips Architects
 Client: London Borough of Camden
 Description: Refurbishment of a Grade II* Listed sixteenth century residence to improve the functionality and accessibility of the building which provides community facilities and caters for arts and education events.

Photo Credit



The Plimsoll Building

Address: 1 Handyside Street, N1C
 Architect: David Morley Architects
 Client: Private
 Description: A 14 storey building that provides 178 open market and 77 key worker apartments above King's Cross Academy Primary School, Frank Barnes School for Deaf Children, and a community nursery.

Photo Credit: © Tim Crocker



Alexandra Centre

Address: Ainsworth Way, NW8
 Architect: Haverstock
 Client: London Borough of Camden
 Description: Adaptation and repair of the existing school building for modern flexible teaching methods and to return areas of the building to the original Grade II-listed Neave Brown design.


Photo Credit: © Simon Kennedy



Corner House

Address: 73 Charlotte Street, W1T
 Architect: DSDHA
 Client: Derwent London
 Description: A mix of eleven new homes with commercial space at street level on a corner plot in Fitzrovia. Highly crafted brickwork elevations conceal a hidden roofscape above of crystalline zinc pavilions.

Photo Credit:



Victoria Hall, King's Cross

Address: 25 Canal Reach, N1C
 Architect: Stanton Williams
 Client: King's Cross Central Limited Partnership / Aga Khan Development Network
 Description: A student residential building providing 198 bedrooms providing accommodation of high quality and referencing the culture of the university community.

Photo Credit: © Hutton+Crow



The Layered Gallery

Address: 29 Percy St, W1T
Architect: Gianni Botsford Architects
Client: Mr S Bishop
Description: A rear extension to a five storey Grade 2 listed terraced house dating from 1770 to house a private art collection. The extension is designed as a sequence of layered, glazed, Corten screens.

Photo Credit: © Luigi Parise



Belsize House

Address: 13 Glenloch Road, NW3
Architect: Studio Carver
Client: Private
Description: A modest extension replacing an existing conservatory. The project brief was to create a contemporary structure reminiscent of American style timber conservatories to serve as a family dining area.

Photo Credit:



Glass Houses

Address: 2C & 2D Belsize Park Gardens, NW3
Architect: Zuber Dobson Architects
Client: Private
Description: Adaptation and refurbishment of two glass bungalow houses originally built in the late 70's for and by architects Spence & Webster.

Photo Credit: ©



Mackeson Road

Address: Mackeson Road, NW3 2LT
Architect: MWArchitects
Client: Private
Description: Interior remodelling and extension of a Victorian terraced house to connect internal spaces and better distribute light.

Photo Credit:



Valhalla

Address: 89 Swain's Lane, N6
Architect: Denizen Works
Client: Private
Description: Renovation of the tired-looking façade of a modernist house in Highgate with the application of a series of charred timber fins.

Photo Credit: © Dennizen Works



The Wee House

Address: 8 Laystall Street, EC1R
Architect: Joe Wright Architects
Client: Private owner
Description: Residential conversion of a tiny, narrow, triangular shaped infill plot. The project maximises space through extension and rationalisation and creates a distinctive new 'shop front'.

Photo Credit: © JWa



Skip Garden

Address: Tapper Walk, Kings Cross, N1C
Architect: The Bartlett School of Architecture
Client: Global Generation
Description: Seven temporary structures designed and made by students from the Bartlett School of Architecture and conceived as a means of providing a sequence of inspiring architectural spaces in a community garden.

Photo Credit



Covent Garden Community Lighting Partnership

Address: Seven Dials & Streets Off, WCH2
Architect: Paul Draper /Submitted by The Seven Dials Trust
Client: London Borough of Camden & Westminster City Council
Description: The design of a robust, historically authentic lantern & bracket to replace post-mounted columns, reduce energy consumption and maintenance costs and create lighting suitable for a Conservation Area.

Photo Credit



Maggs Bros. Ltd

Address: 48 Bedford Square, WC1B
Architect: Long & Kentish Architects
Client: Maggs Bros. Ltd.
Description: The sympathetic repair and conservation of a Grade I Listed building and its fit out, with both newly commissioned as well as restored library furniture, and threading of new power, data and lighting infrastructure through the building fabric.

Photo Credit



Summary

Award Winners

Alexandra Road Park	Complete restoration of a park designed and built in the late 1970's and located at the heart of the Grade II* listed Alexandra and Ainsworth Estate.
Bourne Estate	Regeneration of the Grade II listed Bourne Estate to provide 75 new flats in a range of tenures, a new community/TRA hall, and improved public realm.
Hampstead Heath Ponds	An engineering and landscaping scheme that strengthened the existing dams on Hampstead Heath to prevent dam collapse in the event of a large storm.
Hawley Primary School	A single-form entry school that educates 236 children from nursery to year 6 in a new, enlarged and fully accessible home.
Phoenix Garden Community Centre	The building replaces storage sheds to provide a venue for a multitude of uses; from WC facilities, to school visits and community events and even weddings.
Shaftesbury Theatre	An angular weathering steel-clad fly tower extension above this Grade II listed theatres' roofline as part of a £5m upgrade to the theatre's stage.
Tapestry	A richly ornamented, sculpted façade wraps around a complex combination of functions including a car park, energy centre, MUGA and apartments.

Highly Commended

Sir John Soane's Museum	A phased restoration project to conserve the existing historic fabric of the Museum and build upon it.
71 Endell Street	A community focussed affordable housing scheme, arranged around an old courtyard.
Connock and Lockie	The comprehensive refurbishment of a bespoke tailor's shop.

Commended

Doughty Mews	Restoration and refurbishment of a mews building to provide two contemporary dwellings.
Gasholder Park	A new public space in the heart of King's Cross that sits inside the restored guide frame of a large Victorian gasholder, Gasholder No. 8.
Garden Halls	Redevelopment of one of the largest student residential developments in London, providing 1,200 rooms.
Curzon Bloomsbury	Renovation of the Renoir cinema to the new Curzon Bloomsbury.

Shortlisted

Porcelain Gallery	Lauderdale House	Glass Houses
Eglon House	The Plimsoll Building	Mackeson Road
Google Pancras Square	Alexandra Centre	Valhalla
The Lighthouse, King's Cross	Corner House	The Wee House
Tottenham Court Walk	Victoria Hall, King's Cross	Skip Garden
Midland Goods Shed	The Layered Gallery	Covent Garden Community Lighting Partnership
The Bartlett School of Architecture	Belsize House	Maggs Bros. Ltd

